



# INSTITUTIONAL DIGITAL REPOSITORY GUIDE

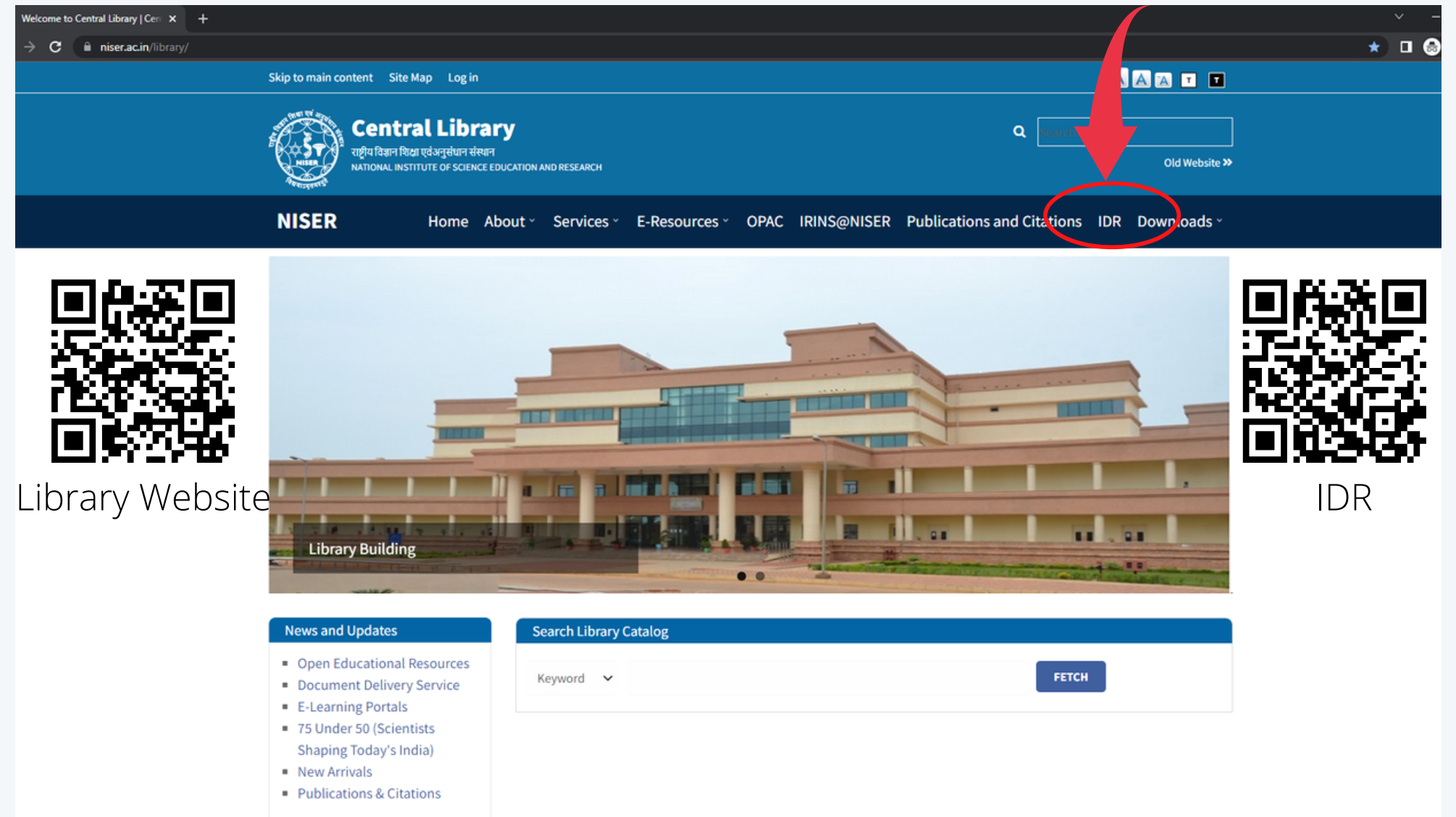
Central Library  
NISER, Bhubaneswar

<http://idr.niser.ac.in:8080/jspui/>



## Where & How?

- On the Library website (<https://www.niser.ac.in/library/>) click on IDR or directly open the following URL: <http://idr.niser.ac.in:8080/jspui/> to access Institutional Digital Repository (IDR)



Library Website

IDR



Institutional Digital Repository  
Central Library - केंद्रीय पुस्तकालय  
National Institute of Science Education and Research  
राष्ट्रीय विज्ञान शिक्षा एवं अनुसंधान संस्थान

Welcome to the IDR @ NISER, Bhubaneswar

Recent Submissions

NISER Home  
Central Library  
WebOPAC  
IRINS@NISER  
E-Journals(A-Z)  
Publications & Citations  
Grammarly  
iThenticate  
Off-Campus access through VPN

- The front/landing page of the IDR will look like this:



- To access available full-text documents on the repository, one has to Sign on to the IDR:



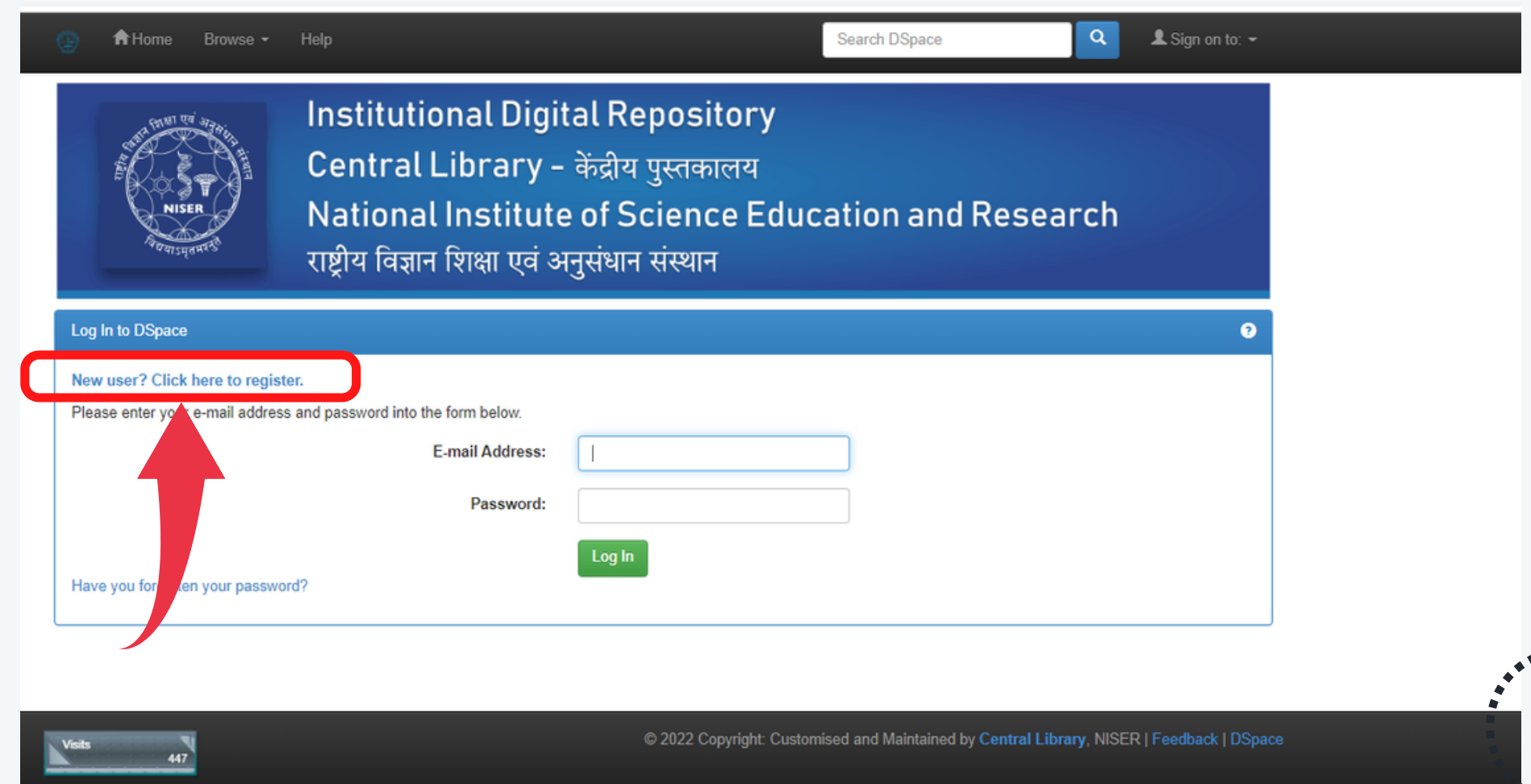
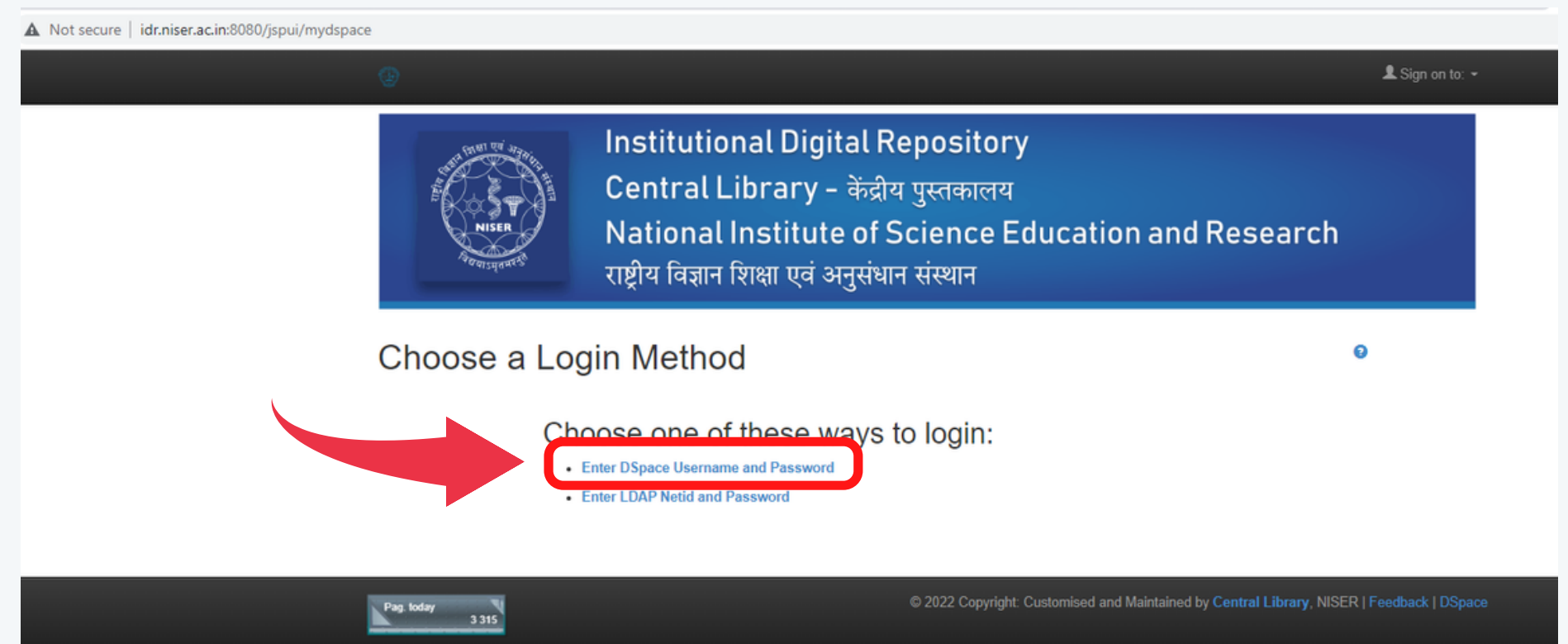
- Click on the Sign on button; a drop-down menu will appear. Click on My Dspace from the menu.



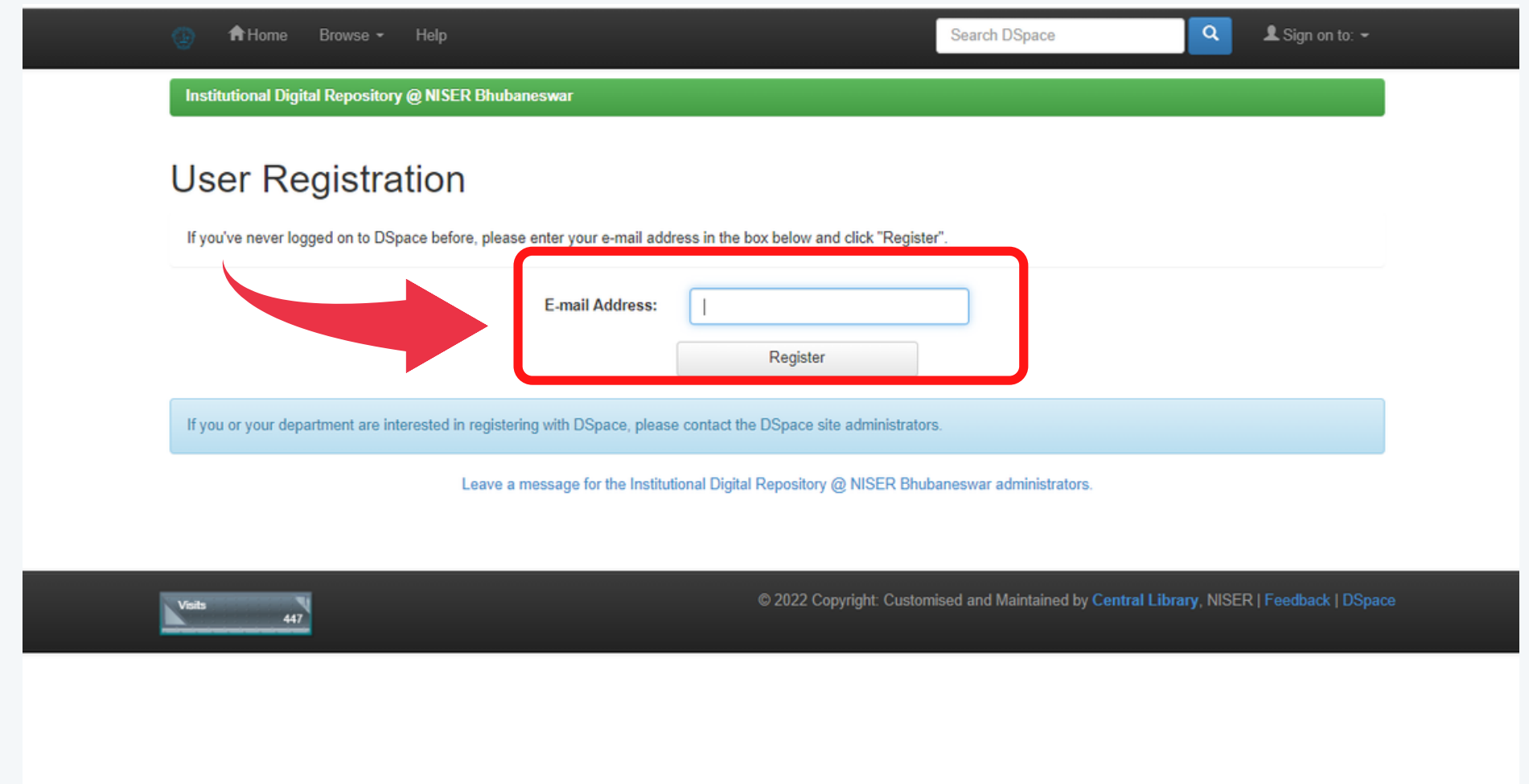
- Choose a Login Method screen will appear. Select/click on **Enter Dspace Username and Password** login option.

- It will ask for login credentials; if you have then log in with the same. If you don't then click on **'New User? Click here to register'**

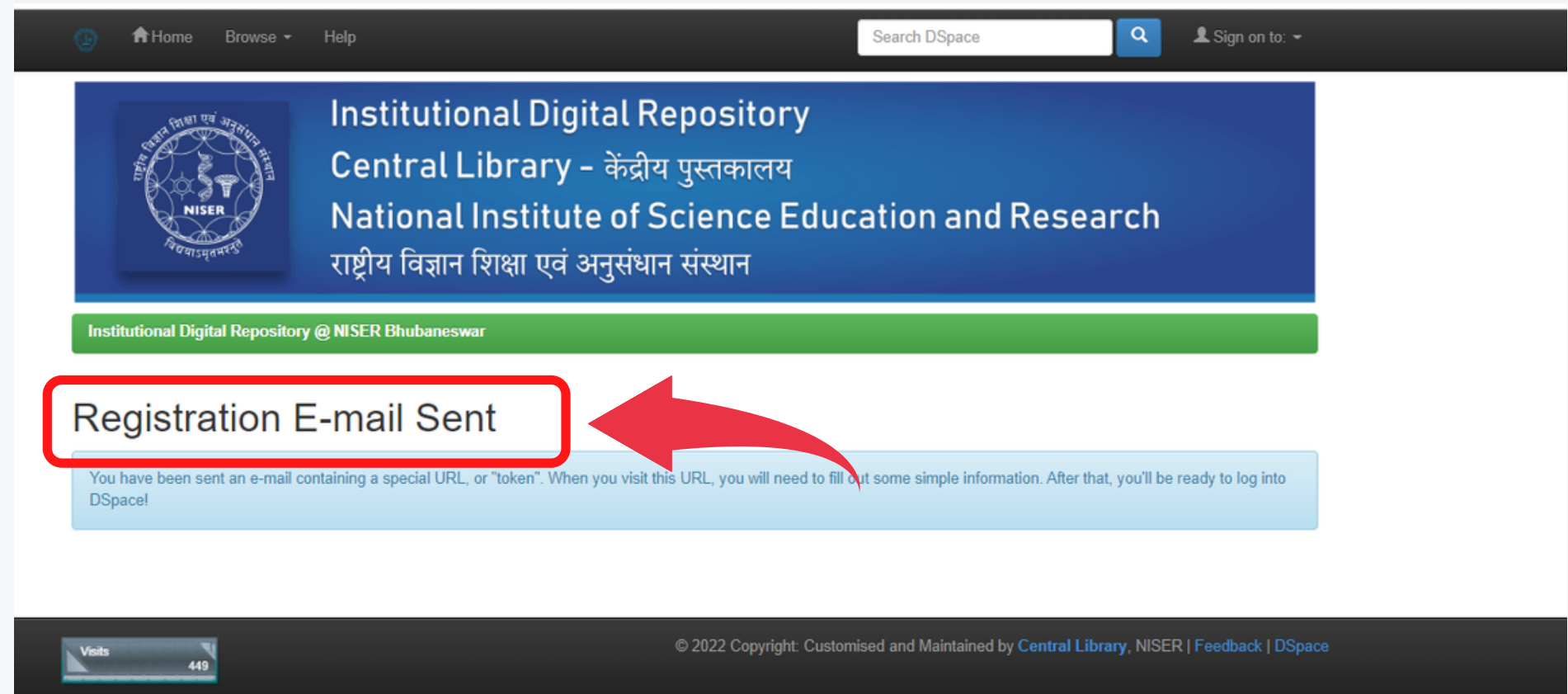
Note: New User Registration can only be done by institute provided email ID e.g. abc@niser.ac.in



- Library users will have to type in their institute email address, e.g. **abc@niser.ac.in**, then click on Register.



- A registration link will be sent to your registered email address from **libniser@niser.ac.in** for IDR account registration.





- Click on the link received in your inbox, it will open a **Registration form**. Library users have to fill all requisit information asked on that page.

Institutional Digital Repository @ NISER Bhubaneswar

### Registration Information

Please enter the following information. The fields marked with a \* are required.

First name\*:

Last name\*:

Contact telephone:

Language:

Please choose a password and enter it into the box below, and confirm it by typing it again into the second box. It should be at least six characters long.

Password:

Again to Confirm:

© 2022 Copyright: Customised and Maintained by Central Library, NISER | Feedback | DSpace

- After filling in the required information on the Registration Information page click on 'Complete Registration' button to submit your data.

Institutional Digital Repository  
Central Library - केंद्रीय पुस्तकालय  
National Institute of Science Education and Research  
राष्ट्रीय विज्ञान शिक्षा एवं अनुसंधान संस्थान

Institutional Digital Repository @ NISER Bhubaneswar

### Registration Complete

You're now registered to use the DSpace system. You can subscribe to collections to receive e-mail updates about new items.


[Return to DSpace Home](#)

© 2022 Copyright: Customised and Maintained by Central Library, NISER | Feedback | DSpace

- Submitted data will be verified by a moderator, subsequently, you will receive an email confirmation of your successful registration.
- Registered users can log in to IDR with their credentials and browse articles, theses, or dissertations. To view the full text of a document click on the **View/Open** button.
- One can **Logout** from the Institutional Digital Repository (IDR) page as shown in the figure.

The screenshot displays the Institutional Digital Repository (IDR) interface. At the top, there is a navigation bar with the text "Institutional Digital Repository @ NISER Bhubaneswar / Newsletter/Magazine / Kshitij". Below this, a search bar and a user login status "Logged in as bidyut@niser.ac.in" are visible. The main content area shows the details of a document titled "Kshitij: Issue 01". The details include authors, keywords, issue date, publisher, series/report number, abstract, description, URI, and collections. A table titled "Files in This Item" lists the document "Kshitij\_Issue 01.pdf" with a size of 3.68 MB and format of Adobe PDF. A red box highlights the "View/Open" button next to the file name, with a red arrow pointing to it. Below the table, there is a "Show full item record" button. At the bottom of the page, a user menu is visible, containing options like "My DSpace", "Receive email updates", "Edit Profile", and "Logout". A red box highlights the "Logout" button, with a red arrow pointing to it.

File	Description	Size	Format	View/Open
Kshitij_Issue 01.pdf	Kshitij: Issue 01	3.68 MB	Adobe PDF	<a href="#">View/Open</a>



# THANK YOU

Please do reach out to us if you need any additional information or assistance.



Central Library

National Institute of Science Education and Research



NISER Library Building



+91-674-2494171



<https://www.niser.ac.in/library>



NISER



Library



Repository



Web OPAC

